




# POWER MOLE TRENCHLESS

SINCE 1956

[www.powrmole.com](http://www.powrmole.com)



## STEERABLE HORIZONTAL THRUST BORING



## PD-2

**STEERABLE \* COMPACT \* ECONOMICAL \* PRODUCTIVE**

**THE MOST ECONOMICAL AND VERSATILE HORIZONTAL  
BORING SYSTEM ON THE MARKET.**

Thrust boring is the best solution for installing new pipes in the ground where accuracy is critical. Power Mole Trenchless equipment uses detection technology located in the head of the push rods to accurately establish its location underground to within inches.



## Power Mole Trenchless Products

Power Mole Trenchless products are built in the USA. We have engineered all of our equipment with simplicity and durability in mind. Power Mole Trenchless products are designed to minimize digging and maximize productivity.

Our Dry Bore Steerable Thrust Boring Equipment is the most powerful, easy to use, and effective product range available.

## Environmentally Considerate

The impact on the environment is reduced by removing the need to dig long and unnecessary trenches that damage pavement and landscaping.

The Power Mole is a dry bore system requiring no harmful bore lubricants.

## Efficient

Power Mole Trenchless Equipment is productive, efficient and economical.

You can operate the Power Mole equipment from a small pit. The equipment can be quickly set up and moved when space and access is at a premium. Typical applications are for replacing old pipes by installing new pipes running under roads, houses, driveways and landscaping.

## Customer Support

It is in our interest to make sure we provide continuous Customer Support. Whenever in doubt, just call our knowledgeable staff who will do everything within their means to resolve any issues. If necessary, our staff will assist you at your site. We want our customers to have the confidence of knowing that when help is needed it is there. We have a large inventory of parts that can be shipped same day.

## Experience

Since 1956, we have experience manufacturing Trenchless Solutions equipment. Utility companies, Municipalities, Residential and Commercial Developers, Highway and Rail Contractors all over the world have used Pow-r Mole products.



## Training

We are passionate about training. We will work with you proactively to ensure you know your Power Mole Trenchless equipment inside and out.

Safe handling and operation of Power Mole Trenchless Equipment is paramount to ensure all risks are minimized.

Our training is all about making sure the end user becomes competent using their equipment productively and safely. We will guide your personnel through the training process until they are confident using the equipment in the field. We want you to maximize productivity and minimize



## Model PD-2

The Model PD-2 was designed for pushes from Basement to Curb Box, where a pipe or cable is to be installed under porches or landscaping or areas which cannot, or prefer not to be dug. The PD-2 can be staked down to a basement floor or also be pit launched from a pit only 60 inches long, when mounted to the push plank.

Despite its small size, the PD-2 has a thrust force of 10,000 lbs @ 2,050 psi and a maximum push rate of 12 feet/minute. The PD-2 can install up to 2 inch ID pipe in most compressible soils.

### Minimum Maintenance- Maximum life

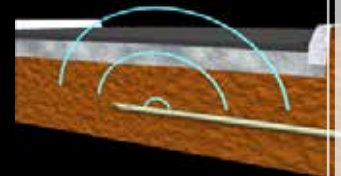

The high strength steel frame is protected from wearing forces by a chrome plated steel guide bar. The pushing mechanism slides on bronze bushings and uses special wiper seals to keep the lubricant in and the water and dirt out. The patented mechanism provides long service with a minimum amount of maintenance.

### How it works

The Model PD-2 uses a cylinder actuated positive-locking non-slip jaw assembly that provides a steady force when driving push rods. Sections of 3' push rods are screwed together and thrust into the ground. When the target pit is reached, the steering head is removed and the appropriate ground expander and pipe grip is attached. The pipe or cable that is to be installed is attached with a grip to the expander and the rods are retrieved until the pipe is installed.

### Steering The Bore

The optional Digital or Analog PD-2 Detection Technology located in the head of the rod to accurately establish its location underground to within inches. The detection equipment provides information that indicates the orientation, location and depth of our conically shaped steering head. This allows you to guide the rods around obstacles such as pipes, ducting and building foundations safely and accurately until the final target is reached.



## SPECIFICATIONS



### PD-2 Unit Dimensions

Height	22-1/2 inches
Length	23 inches
Width	18 inches
Weight	92 pounds
Heaviest Lift	60 pounds
Capability	
Force	10,000 pounds
Rate	12 feet/minute
Stroke	6 inches
Pipe size	1/2 to 2 inches



### Hydraulic Power Unit

Power	7.0 HP Kohler
Weight	82 lbs
Hydraulic Pressure	2050 PSI
Flow Rate	3gpm

Built-In Relief Valve  
Low Oil Shut Down  
Pressure By-Pass  
Dripless Couplings

## ACCESSORIES



**Steering Heads and Sonde**



**Pipe Grip**

## GUIDANCE EQUIPMENT



**DIGITAL STEERING**



**ANALOG STEERING**

## STANDARD WATER PD-2 SYSTEM INCLUDES:

- PD-2 Pusher with valve and quick couplers
- Power Unit with hydraulic quick couplers
- 2-50' Hydraulic hoses with dripless quick couplers
- 16 - 1-3/8" x 3' Push rods with couplings (48')
- 2 - Push Caps
- 4 - Basement Floor Stakes
- 1 - Copper Puller Adapter
- 2 - Cable Grips for 3/4" & 1" Pipe
- 1 - Hole Expander, 2-1/2" O.D.
- 1 - Wire Brush
- 1 - Torpedo Level
- 1 - Push Pit Mounting Plank with Back Brace

**For More Information Contact:**



### MANUFACTURED BY:

Power Mole Trenchless  
1400 Commerce Pkwy  
Lancaster, NY 14086  
Tel: (716) 706 1057  
Toll Free: 800 344 6653